

concave

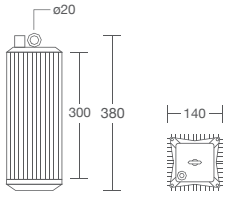


order code

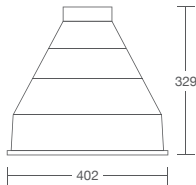
	description	weight (kg)	order code
IP65 housing	concave ordinary 1 x MH 250W	7.7	COM25IP65
	concave ordinary 1 x MH 400W	8.0	COM40IP65
	concave ordinary 1 x HPS 250W	8.2	COS25IP65
	concave ordinary 1 x HPS 400W	8.5	COS40IP65
	concave ordinary 1 x HPMV 250W	6.9	COH25IP65
	concave ordinary 1 x HPMV 400W	7.5	COH40IP65
reflector	16" PC prismatic refractor	1.1	RPC16
	22" PC prismatic refractor	2.0	RPC22
	15" AL narrow beam reflector	0.5	RAL15N
	15" AL wide beam reflector	0.5	RAL15W
	18" AL narrow beam reflector	0.7	RAL18N
	18" AL wide beam reflector	0.7	RAL18W
	15" multi facet wide beam reflector	0.5	RAL15MFW
	18" multi facet wide beam reflector	0.8	RAL18MFW
attachments	16" PC prismatic diffuser	0.5	DPC16
	22" PC prismatic diffuser	1.2	DPC22
	15" AL narrow beam reflector glass cover	1.7	VGAL15N
	15" AL wide beam reflector glass cover	1.7	VGAL15W
	18" AL narrow beam reflector glass cover	2.3	VGAL18N
	18" AL wide beam reflector glass cover	2.3	VGAL18W
	15" AL multi facet wide beam reflector glass cover	1.7	VGAL15MFW
	18" AL multi facet wide beam reflector glass cover	2.4	VGAL18MFW

note : 70W - 150W, 1000W highbay is available upon request • specification is subject to change without prior notice • PC : Polycarbonate • AL : Aluminium

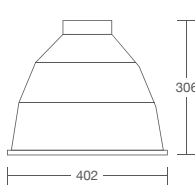
dimension



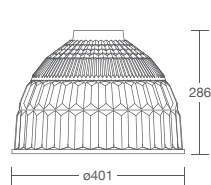
concave highbay housing



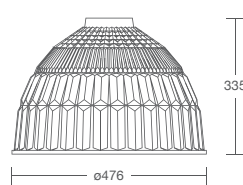
15° narrow beam AL reflector



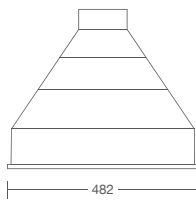
15° wide beam AL reflector



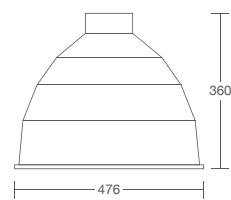
15° wide beam multi facet AL reflector



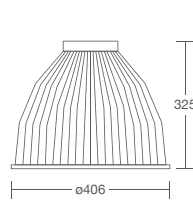
18° wide beam multi facet AL reflector



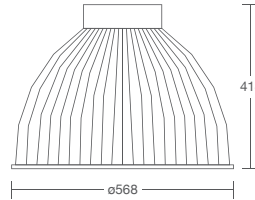
18° narrow beam AL reflector



18° wide beam AL reflector

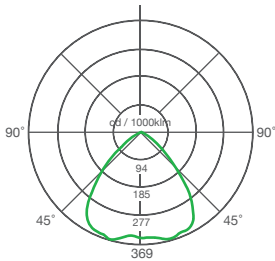


16° PC Prismatic refractor



22° PC Prismatic refractor

photometric curve



note : photometric result tested based on 19000lm MH 250W coated bulb complete with 15° AL reflector

technical data

- ingress protection(IP) • IP23 matching with PC refractor
 - IP65 matching with AL reflector & visor
- voltage • 220 - 240 Vac 50 / 60 Hz
- lamp wattage • 250W - 400W
- holder type • E27 & E40 ceramic lamp holder
- colour of housing • dark grey / silver

features

gear box

- high purity extruded aluminium (dark grey / silver)

reflector

- high purity aluminium reflector or polycarbonate refractor

diffuser

- optional visor can be mounted onto the reflector to provide safety purpose when used in public areas

installation / mounting

- suitable for single point suspension on wire and chain
- all luminaires are supplied with a pre-installed IM (1 meter of 3 cores x 1.5 mm²) cable for easy installation

additional feature

- unique membrane vent allowing air pressure equalization caused by the heat generated within the gear compartment