

**copa**

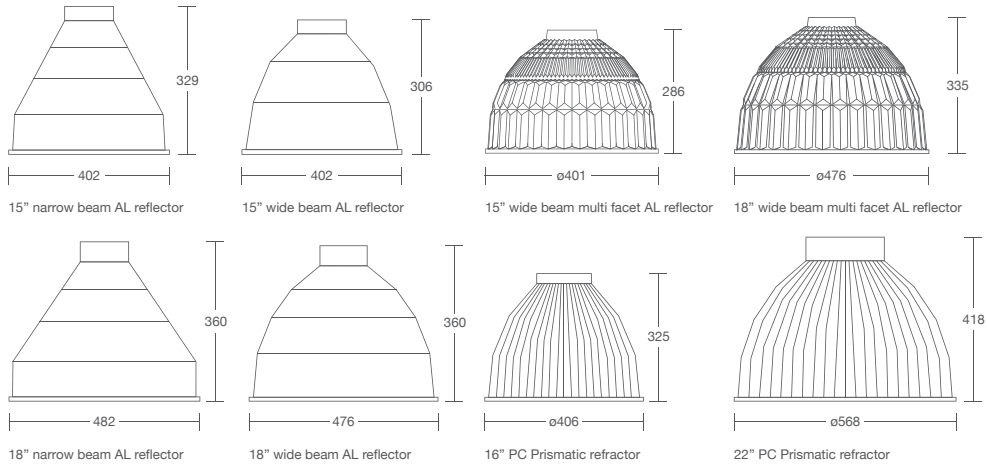


**order code**

	<b>description</b>	<b>weight (kg)</b>	<b>order code</b>
housing	COPA - ST 1 x MH 250W	5.1	COPA-STM25
	COPA - ST 1 x MH 400W	6.1	COPA-STM40
	COPA - ST 1 x HPS 250W	6.1	COPA-STS25
	COPA - ST 1 x HPS 400W	7.2	COPA-STS40
	COPA - ST 1 x HPMV 250W	5.1	COPA-STH25
	COPA - ST 1 x HPMV 400W	5.6	COPA-STH40
reflectors	16" PC prismatic refractor	1.1	RPC16
	22" PC prismatic refractor	2.0	RPC22
	15" AL narrow beam reflector	0.5	RAL15N
	15" AL wide beam reflector	0.5	RAL15W
	18" AL narrow beam reflector	0.7	RAL18N
	18" AL wide beam reflector	0.7	RAL18W
	15" AL multi facet wide beam reflector	0.5	RAL15MFW
	18" AL multi facet wide beam reflector	0.8	RAL18MFW
attachments	16" PC prismatic diffuser	0.5	DPC16
	22" PC prismatic diffuser	1.2	DPC22
	15" AL narrow beam reflector glass cover	1.7	VGAL15N
	15" AL wide beam reflector glass cover	1.7	VGAL15W
	18" AL narrow beam reflector glass cover	2.3	VGAL18N
	18" AL wide beam reflector glass cover	2.3	VGAL18W
	15" AL multi facet wide beam reflector glass cover	1.7	VGAL15MFW
	18" AL multi facet wide beam reflector glass cover	2.4	VGAL18MFW

note : specification is subject to change without prior notice • PC : Polycarbonate • AL : Aluminium

## dimension



## features

### gear box

- high quality die-cast aluminium (dark grey)

### reflector

- high purity aluminium reflector or polycarbonate refractor

### diffuser

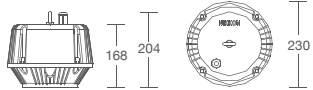
- optional visor can be mounted onto the reflector to provide safety purpose when used in public areas

### installation / mounting

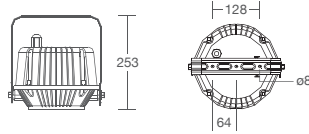
- suitable for single point suspension on wire and chain

## accessories

copa - ST highbay housing

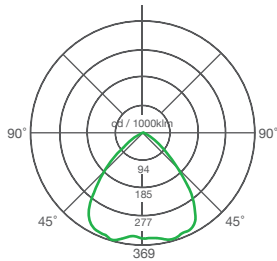


copa - MB highbay housing



note : copa - MB highbay is available upon request  
ST : standard  
MB : matching bracket

## photometric curve



note : photometric result tested based on 19000lm MH 250W coated bulb complete with 15" AL reflector

## technical data

ingress protection(IP) • IP23 matching with PC refractor  
• IP65 matching with AL reflector & visor

voltage • 220 - 240 Vac 50 / 60 Hz

lamp wattage • 250W - 400W

holder type • E27 & E40 ceramic lamp holder

colour of housing • dark grey